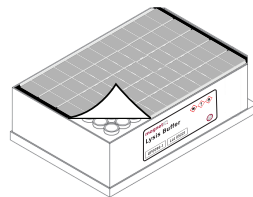


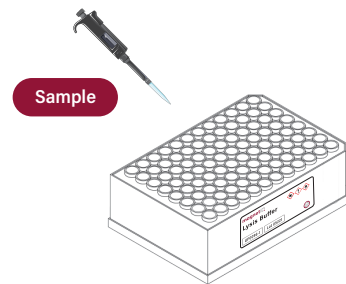
magnetiQ Universal Pathogen DNA/RNA Extraction Kit

Quick Start Guide

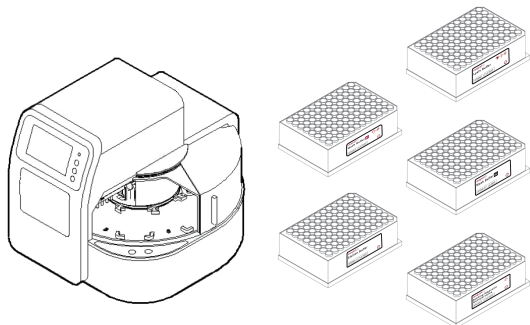
1 Remove protective foil from Lysis plate.



2 Add 100 - 200µl of sample to Lysis plate.

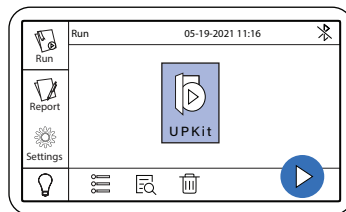


3 Peel remaining four plates and load all plates onto their respective positions on the extraction machine.



Place tip combs on Lysis plate or in dedicated tip plate, according to machine's specifications.

4 Select the UP0096 program.



5 Purified nucleic acids collected from elution plate.

